

PUNCTUATION ACTIVITIES



4 PUNCTUATION ACTIVITIES FOR OCTOBER

WANTED!

Winnie The Witch



WANTED FOR SNATCHING UP ALL

We need your help! Help

Name: _____
POTION

Find all the punctuation Winnie The Witch stole.
Write the correct punctuation inside each box.

1.

!

2.

?

3.

?

4.

.

5.

6.

7.

8.

9.

I'm going to be
a ghost on
Halloween



CREATED BY: ALISHA GIARRATANA, MISSING TOOTH GRINS

What is included?

THE
HOUSE
ed house with th

WANTED!

Winnie The Witch



WANTED FOR SNATCHING UP

We ne



Halloween is on
Friday

Your students are going to love these punctuation activities! There are 4 activities included, as well as 5 no prep pages for the month of October.

Practice adding periods, exclamation points, and question marks to your sentences. There's a lot of opportunity for practice for identifying the correct punctuation, as well as writing it.

Potion Punctuation WANTED!

Winnie The Witch



Oh no! Winnie The Witch stole all the punctuation for her potion! It's up to your students to figure out what punctuation is missing!

To play, hang up the cauldron cards around your room. Students walk around with their recording sheet and write the punctuation.

Trick Or Treat



My costume is
a soccer
player?

Can you pick me
up at 5:00?

When are we
leaving.

My costume is
a ghost.

I like hard

We are going
to the park!


Students read the sentences. If the sentence uses the correct punctuation, it's a TREAT. If the sentences uses the wrong punctuation, it's a TRICK.

Punctuation Costume Parade



Dear Students,

This is the Halloween Costume Parade organizer and I'm in trouble! All the costumes were supposed to wear different but some are matching! Now they're jumbled up! Can you help me get them organized? All of the kids who go to the costume parade will be so thankful!



Oh no! It's the Halloween Costume Parade and more than one student dressed up as the same costume! Now they are out of order for the parade!


Students arrange the words in the sentence the correct way and then add the punctuation at the end. Then, they write the sentence.

Decorate The Haunted House

Name: _____

DECORATE THE HAUNTED HOUSE

Fill in the punctuation. Then, decorate the haunted house with the accessories.



1.

What do you like to do on Halloween



2.

costume a mummy

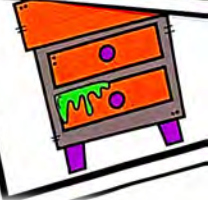


Let's decorate our pumpkins



3.

Where is the punch bowl



Time to decorate the haunted house! Students read the card. Then, they find the picture on the card and write the correct punctuation on their own. Then, they can cut out and glue the accesory.

No Prep Pages

Name: _____ PUMPKINS & PUNCTUATION

Color the pumpkins with telling sentences orange and the questions black.



Name: _____ PUNCTUATION POTIONS

Read the sentences. Fill in the punctuation. Cut them out and glue to the cauldron.



Name: _____ PETRIFYING PUNCTUATION

Read the sentences. Fill in the punctuation. Cut them out and glue to the cauldron.

1. It's time to pick out our pumpkins ? . !
 2. The witch rides off on the broom ? . !
 3. I'm so excited for Halloween ? . !
 4. My mom bought a lot of candy ? . !
 5. Do you hear the werewolf ? . !
 6. How many potions did you use ? . !
- © Missing Teeth Games


Name: _____ SUPER SCARY SENTENCES

Read the sentence. Cut out the correct punctuation from the bottom and glue it in the box.

- is your favorite candy
- is the coolest costume
- on the hayride
- e Halloween
- to carve my

Name: _____ DOOKEY SENTENCES

Read the sentences on the side. Fill in the correct punctuation and cut them out. Glue them underneath the correct punctuation.



- Did you see a ghost?
- I got so scared I hid under the bed.
- It's about time to leave for the trick-or-treating.
- I just saw a ghost.
- My little brother dressed as a scarecrow.
- Can I pass out the candy?
- My family wore matching costumes.
- Our costume parade is tomorrow at school.
- What did you carve into your pumpkin?
- I love the haunted house.
- What are you scared of?
- Halloween is the best!



Alisha Giarratana @MISSING TOOTH GRINS

THANK YOU!

Thank you so much for your purchase and for visiting my store! I hope that you enjoy this resource. Make sure to leave feedback so you can receive credits towards future purchases. If you have questions, please email me at missingtoothgrins@gmail.com.

TERMS OF USE

By purchasing and/or downloading this electronic file, you agree to the following terms of use: This resource is for personal and/or single classroom use only. This resource may not be distributed, copied, posted on the internet, edited, or sold without permission from the author. Violations are subject to the penalties of the Digital Millennium Act. However, you are welcome to share images of this product in use via social media. If you wish to share with colleagues, you may purchase additional licenses through my store.

LET'S CONNECT!

Get exclusive freebies by joining our email list!



Follow us on Facebook

Follow us on Instagram

Follow us on Pinterest

Head to our blog

YOU MAY ALSO LIKE:



CREDITS:

