

1st Grade

FEBRUARY



ELA JOURNAL

aligned to CCSS


Alisha Giarratana, Missing Tooth Grins

FEBRUARY

ELA JOURNAL



Name: _____



DATE:

SWEET SENTENCES

Correct the sentences below. Rewrite them correctly.

1. is valentine's day in february

2. my friend alan gave me chocolates

3. president's day is this month

4. what is your favorite color












5. you are so sweet











DATE: _____



LOVE NOTES FOR ABC'S

Read the words in the love letters. Then, write them in and on the lines.

Valentine  love	Valentine  like	Valentine  friend	Valentine  February	Valentine  gift	Valentine  flower
Valentine  crush	Valentine  balloon	Valentine  bow	Valentine  arrow	Valentine  dear	Valentine  sweet
1. _____	1. _____	1. _____	1. _____	1. _____	1. _____
2. _____	2. _____	2. _____	2. _____	2. _____	2. _____
3. _____	3. _____	3. _____	3. _____	3. _____	3. _____
4. _____	4. _____	4. _____	4. _____	4. _____	4. _____

Valentine  darling	1. _____	Valentine  card	1. _____
Valentine  crazy	2. _____	Valentine  adore	2. _____
Valentine  hug	3. _____	Valentine  charm	3. _____
Valentine  rose	4. _____	Valentine  red	4. _____
Valentine  honey	5. _____	Valentine  poem	5. _____

DATE:

SWEET SCRAMBLE

Unscramble each word inside each heart. Use the key to help you write the word below.



thank

yellow


other

good

ate

brown

Pick a sight word from above. Write a sentence using it below.



DATE:

HUGS FOR NOUNS

Read the words in each heart. Color them according to the list. Then write them in the correct column below.

person - red

place - pink

thing - purple

park

dad

camp

friend

card

home

teacher

husband

letter

store


girl

school

PEOPLE

PLACES

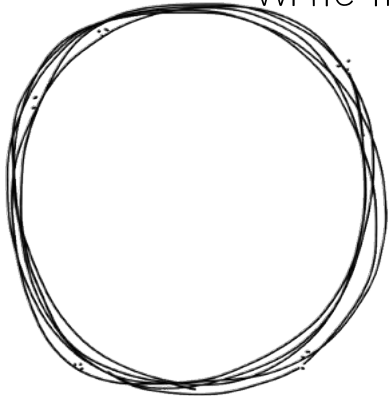
THINGS




DATE:

HOW TO MAKE A VALENTINE

Write the directions for how to make a valentine card.




First,



Next,



Then,



Last,



THANK *you!*

Thank you so much for your purchase and for visiting my store! I hope that you enjoy this resource. Make sure to leave feedback so you can receive credits towards future purchases. If you have questions, please email me at missingtoothgrins@gmail.com.

TERMS OF USE

By purchasing and/or downloading this electronic file, you agree to the following terms of use: This resource is for personal and/or single classroom use only. This resource may not be distributed, copied, posted on the internet, edited, or sold without permission from the author. Violations are subject to the penalties of the Digital Millennium Act. However, you are welcome to share images of this product in use via social media.

If you wish to share with colleagues, you may purchase additional licenses through my store.

LET'S CONNECT!

Blog: missingtoothgrins.blogspot.com

Facebook: facebook.com/missingtoothgrins

Instagram: instagram.com/missingtoothgrins1

Pinterest: pinterest.com/msgtoothgrins

Twitter: twitter.com/msgtoothgrins

YOU MAY LIKE:



CREDITS:

